



# Puppets

## Types of puppets

Puppets are movable models of a person or an animal. They can be moved using strings or from inside with a hand. Puppets can be used to perform plays or stories.



marionette puppet



glove puppet

## Equipment



felt



thread



pin



binca







needle

## Key vocabulary

<b>back stitch</b>	A type of sewing with overlapping stitches.
<b>binca</b>	Fabric with holes to practise sewing on.
<b>needle</b>	A sharp metal rod with a hole at the end for thread. Used for sewing.
<b>felt</b>	A type of thick fabric.
<b>pin</b>	Used to attach two pieces of fabric together while sewing.
<b>running stitch</b>	A simple type of sewing with stitches that do not overlap.
<b>template</b>	Used as a pattern for cutting out pieces of material.
<b>thread</b>	A long, thin strand of cotton for sewing.

## Making a puppet

First a template is made from card and pinned to the felt. Cut around the template twice then sew the two pieces of felt together. Turn the puppet inside out and add details such as a face or clothes. Then the puppet is ready to use!



## Top tip

When adding details to the front of the puppet, slide a small piece of card inside so that the front and back of the puppet are not sewn together.