

National Tests

The national tests at the end of each Key Stage are designed to measure what all children in England and Wales can do when they are set the same questions.

The results of these tests give the child, the parents, the school and the government information about the child's current attainment and about his or her progress over time.

They are not qualifications.

SATs Week: Monday 13th May - Thursday 16th May 2019

The tests are designed to reflect closely what is taught in the classroom in **Reading, Writing** (spelling, punctuation & grammar) and **Maths**.

In common with all LEA Maintained State Schools, we are required to teach the National Curriculum (2014). SATs content mirrors the content of the National Curriculum exactly.

The results assess your child's **attainment** in relation to the National Curriculum '**Age Related Expectations**' for Year 6, i.e. how well they **remember, understand and can apply** the skills and knowledge they have been taught at this school (or other schools of the same type).

SATs also measure the **progress** your child has made since Year 2.


TIMETABLE FOR THE WEEK

Monday May 13th Grammar, Punctuation and Spelling
Paper 1 – short answers
Paper 2 – spelling

Tuesday May 14th Reading Comprehension Test

Wednesday May 15th Maths
Paper 1 – Arithmetic
Paper 2 – Reasoning 1

Thursday May 16th Maths
Paper 3 – Reasoning 2



Maria and Oliver are attending a party in the garden of a house that used to belong to Maria's family. They sneak away to explore the grounds.

The Lost Queen

Maria and Oliver were quite a distance from the party when they found the little rowing boat in the grassy shallows of a small lake beyond the garden.

Glancing nervously behind her, Maria suggested that they row out to the island in the middle of the lake. Oliver looked at her questioningly. Maria explained that there was a secret monument on the island to one of her ancestors. This was a woman who had married a prince at the time when there was a struggle for the throne. The struggle had been between two rival families – one had a lion as its symbol, the winner had a bear.

“Come on,” Maria said impatiently.



Maria led Oliver across the tangled ground to the hidden monument. It was a column of marble, weathered and mossy with age. A delicate crown sat at the top, and an inscription was carved into a flat slab at the base. Oliver used his thumbnail to scrape out the letters that were cut into it.

It was a name.

Maria's family name.

“You could have been a queen?” said Oliver, whispering.

Maria laughed gently in the gloom.

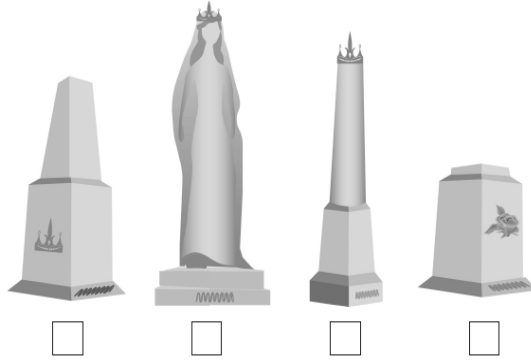
“We were the family of the lion,” she said.

Oliver could still hear the shouts and laughter of the party, up on the sunny lawn near the big house. But now the noise seemed to be getting further and further away.

READING PAPER

8 Which of these drawings best represents the monument?

Tick **one**.



1 mark

9 Look at the paragraph beginning: *Maria led Oliver...*

(a) Why did Oliver find it difficult to read the inscription on the monument?

1 mark

(b) What did he have to do in order to read the inscription?

1 mark

10 What was revealed at the end of the story?

Tick **one**.

- Oliver was keeping a secret.
- The monument was damaged.
- The two families were still enemies.
- Maria's family did not win the throne.

1 mark

11 Using information from the text, tick one box in each row to show whether each statement is **true** or **false**.

	True	False
Two families fought for the throne.	<input type="checkbox"/>	<input type="checkbox"/>
Maria's family symbol was the lion.	<input type="checkbox"/>	<input type="checkbox"/>
The monument was for a prince.	<input type="checkbox"/>	<input type="checkbox"/>
It was hot on the island.	<input type="checkbox"/>	<input type="checkbox"/>

1 mark

PUNCTUATION AND GRAMMAR PAPER

9

Insert **one** comma in the correct place in the sentence below.

Limping slightly the old man walked to the end of the road.

1 mark

10

Tick one box in each row to show if the sentence is in the **present progressive** or the **past progressive**.

Sentence	Present progressive	Past progressive
Joey was playing football in the park after school.		
Joey's football skills are improving all the time.		
Joey is hoping to be a professional footballer.		

1 mark

11

Replace the underlined word or words in each sentence with the correct **pronoun**.

When Sara came to the end of the road, Sara turned right.

↓

The pavement had a large hole and Sara fell into the hole.

↓

1 mark

12

Which sentence uses the **hyphen** correctly?

Tick **one**.

The sugar-free lollies are available in three flavours.

The sugar-free-lollies are available in three flavours.

The sugar-free lollies are available in three-flavours.

The sugar free-lollies are available in three flavours.

1 mark

SPELLING

Spelling 11: The word is **prey**.

The tiger stalked its **prey** through the jungle.

The word is **prey**.

Spelling 12: The word is **previous**.

Compared with **previous** years, the team did well.

The word is **previous**.

Spelling 13: The word is **cousin**.

My **cousin** Ryan has red hair.

The word is **cousin**.

Spelling 14: The word is **passion**.

My brother has a **passion** for music.

The word is **passion**.

Spelling 15: The word is **facial**.

Jasmine's **facial** expression showed how happy she felt.

The word is **facial**.

Spelling 16: The word is **lightweight**.

The children needed **lightweight** rucksacks for the visit.

The word is **lightweight**.

Spelling 17: The word is **nationality**.

I needed to fill in my **nationality** on the form.

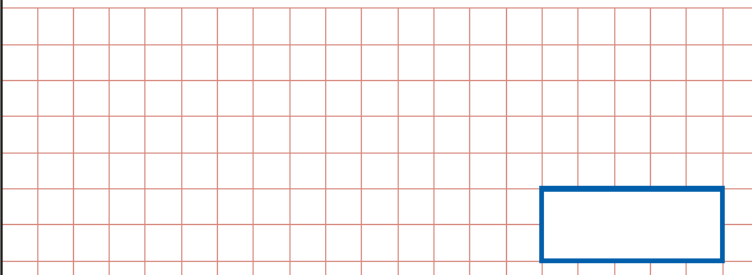
The word is **nationality**.


Spelling 18: The word is **ceiling**.


My mum painted the **ceiling** blue.

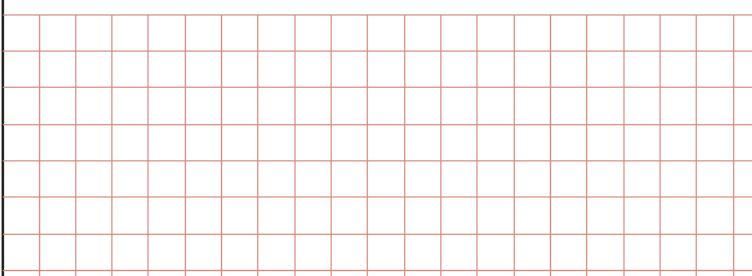
The word is **ceiling**.

MATHEMATICS PAPER

19	$3^2 + 10 =$ 	<input data-bbox="1209 514 1258 577" type="checkbox"/> 1 mark
-----------	--	--

20	$0.9 \div 10 =$ 	<input data-bbox="1209 945 1258 1008" type="checkbox"/> 1 mark
-----------	--	---

7	$89,994 + 7,643 =$ 	<input data-bbox="1218 1459 1266 1522" type="checkbox"/> 1 mark
----------	--	--

8	<input data-bbox="462 1617 649 1690" type="text"/> $= 435 - 30$ 	<input data-bbox="1218 1890 1266 1953" type="checkbox"/> 1 mark
----------	---	--

31 $1\frac{4}{5} + \frac{3}{10} =$

1 mark

32


4 3 | 1 1 1 8

Show your method

2 marks


2

A




£135,300

B




£119,125

C




£130,500

D



£131,500

E



£91,500

Put these houses in order of price starting with the **lowest price**.

One has been done for you.

_____ **B** _____

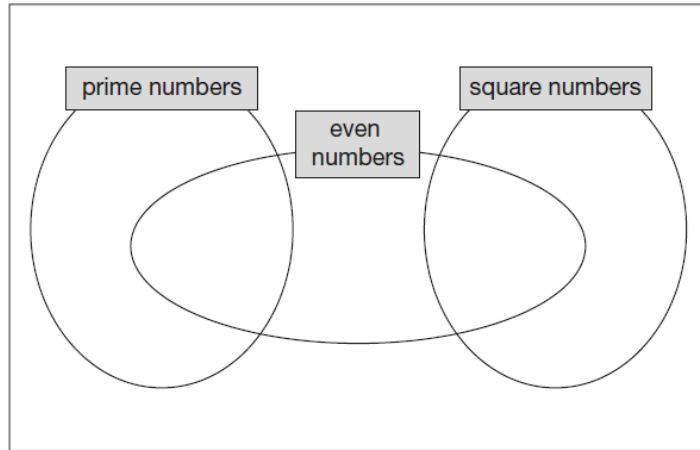
lowest

1 mark

5

Write each number in its correct place on the diagram.

16 17 18 19




2 marks

9

6 pencils cost £1.68



3 pencils and 1 rubber cost £1.09



What is the cost of 1 rubber?

Show your method

A large rectangular grid with a red border and a light red grid pattern. A white rectangular box is drawn in the bottom right corner of the grid.

2 marks

How can I help my child do well in the tests?

The school teaches your child what they need to know and prepares them for the tests.

Revision homework over the Easter holidays

Your child has been given revision books for English and Maths and a list of the statutory spelling words for years 3-6. Please support your child to complete the revision tasks set out in the accompanying letter to keep their skills sharp.

Try to help them to develop their independence and time-management, afterwards supporting them by going through the answers and making any corrections necessary.

[School Run Website](#)

How can I help my child do well in the tests?

The school teaches your child what they need to know and prepares them for the tests.

- * Make sure your child does not come to school tired
- * Eat plenty of fruit and vegetables (as usual!)
- * Take an interest in your child's homework, and ensure they attempt it independently
- * Encourage your child to read for 20 minutes every day, often with an adult
- * Find opportunities for your child to use numbers in everyday situations e.g. time intervals / times tables / finding amounts of change from £5 / £10
- * Keep up-to-date with what your child is learning at school and talk about it with them as much as possible